



# Access all areas with the premium DR room to go

Philips MobileDiagnost wDR mobile digital radiography

**PHILIPS**  
sense and simplicity

# Access unlimited: give your premium DR room wings

Digital wireless mobility means you have your DR room wherever you need it. That's especially advantageous for critical, acute areas where swift responses are essential. Gain time through cable-free positioning and rapid image processing. Take the equipment to the patient – because fast diagnoses can make all the difference.



## Key advantages

- Access to all hospital and anatomical areas:  
Make use of a flexible system especially suited for acute areas of the hospital
- Access to excellent efficiency and workflow: Perform exams seamlessly with intuitive system handling
- Access to rapid, high-quality images:  
Get excellent images within seconds to facilitate fast diagnoses

### wDR – wireless Digital Radiography

The MobileDiagnost wDR gives access a whole new meaning. Remove the cumbersome, unhygienic cable-bound detectors and go wireless. Use your digital equipment to make fast decisions right where they're needed. The MobileDiagnost wDR packs the top-shelf benefits of the DigitalDiagnost into a robust, flexible X-ray system to go. With the wireless portable detector, intuitive Eleva user interface and UNIQUE imaging processing, the MobileDiagnost wDR truly is the premium DR room on wheels. Now that's access.

### Wireless?

Cable-free for hygienic and efficient handling – save time on cleaning and processing

### Digital?

Rapid digital images in excellent quality – speed up exams and streamline workflow

### Robust?

Sturdy design, intuitive operating – 24/7 access to busy rooms and tight spaces



Patients and medical personnel profit from all the benefits of a premium DR room – wherever they are needed



# Access mobile advantages: a winning workflow for everyone involved

The MobileDiagnost wDR allows you to apply all the advantages of wireless mobility to the medical personnel and the patients involved. Technologists appreciate the easy positioning, while radiologists get rapid access to superb digital images. With automated workflow, more attention can be devoted to patients, providing especially those in acute conditions with exceptional treatment more quickly. Offer your patients premium care with the cutting edge of mobile digital radiography.

## Your staff collaborates

The robust design of the mobile unit makes it easy to move and position, especially in crowded areas. Promptly moved into place and positioned at the patient, the MobileDiagnost wDR acquires the image in just a few seconds and sends it wirelessly to PACS. That kind of immediacy allows the technologist and radiologist to swiftly interact, permitting fast decision making and more personalized patient care.

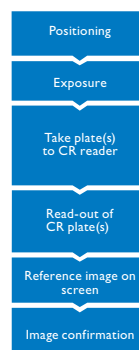
## Your patients are comfortable

Get mobile, get wireless – take the equipment to the patient. The wireless portable detector and the maneuverable mobile unit make positioning convenient and pleasant. With the Eleva user interface and the renowned UNIQUE image processing, procedures are accelerated. Exams can be completed in just three steps, with an image rapidly visible on the large screen. This speeds up workflow and delivers fast results, allowing the technologist to focus on the patient and the exam. The premium detector technology and the reduced need for retakes contribute to the patient receiving a low X-ray dose.

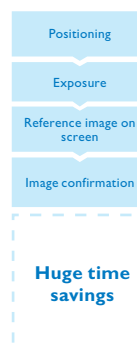
## Your economic value improves

Put your hospital at the forefront of mobile digital radiography, and do it while positively impacting your financial balance. The MobileDiagnost wDR features the same Eleva interface used across the Philips X-ray portfolio. Intuitive and easy to learn, Eleva reduces staff training and provides smooth integration into the hospital network. Plus, the wireless portable detector reduces the need for time-consuming cassette or film processing and may lower the risk of costly and damaging infections that can be caused by detector cables dragging on the ground.

### Analog mobile + CR cassettes



### Philips MobileDiagnost wDR



## Winning digital radiography for all involved

- Administrators:  
A step up – go to another level of efficiency and put your hospital at the front line of innovative, integrated solutions in patient care
- Radiologists:  
A step ahead – get rapid access to premium quality digital images that help to facilitate fast diagnoses and response times
- Technologists:  
A step forward – make procedures easier and faster with cable-free handling and motorized mobility
- Patients:  
A step closer – take the equipment to the patient for prompt quality care with low X-ray dose

# Access efficiency: the three steps for top mobile digital exams

Maximize efficiency and performance in multiple areas and exams. Move MobileDiagnost wDR with ease to the patient, conduct fast exams and get rapid images. No matter where you are in the hospital, mobile X-ray procedures can be completed in three straightforward steps.

## Step 1: To the patient

With a robust design, the MobileDiagnost wDR is highly suited to busy medical facilities. It's so easy to move, you can operate it with one hand at a comfortable speed. The compact wheelbase and small turning radius allow the unit to move swiftly through crowded and tight spaces, reaching all patients and areas easily. The spring-loaded front wheels and the large back wheels help the system navigate obstacles and uneven floors. Intuitiveness starts with comfortable maneuvering.

## Step 2: At the patient

The wireless portable detector and the flexible telescopic tube arm, which can reach wide over beds, make positioning a breeze. Just move the system slightly to get exactly the position you need. Fine positioning buttons on the tube head allow you to move the system in all directions.

Accuracy is further aided by the collimator with a laser distance indicator for Source Image Distance verification. The wireless portable detector has a built-in handle, making it easy to carry and position. Smooth rounded edges enhance comfort for patients. Detector holders and hygienic bags further increase the exam versatility and allow the technologist to work around the patient.

On the mobile unit, the intuitive Eleva user interface puts all the tools at your fingertips on a large 17" touch-screen. Thanks to integrated generator control and more than 600 pre-programmed automatic exposure parameter settings, finding the right settings for different patient types and radiography views is as easy as 1, 2, 3.

The optional Dose Area Product meter allows users to benefit from integrated dose reporting to PACS.



### Step 1

A robust design and easy handling lets you navigate tight spaces and uneven floors



### Step 2

The wireless portable detector and telescopic tube arm allow you to get exactly the position you need



Exposure can be released by handswitch or optional wireless remote control

## Access outstanding images: benefit from UNIQUE image processing

Excellent image quality is the basis for premium patient care. UNIQUE image processing software provides outstanding images for all anatomical areas.

### Outstanding images

UNIQUE multi-resolution software automatically delivers excellent images for both viewing and printing. It detects the appropriate region of interest and automatically sets brightness, contrast and detail enhancement, optimized for each anatomical area and view.

### The difference is in the details

UNIQUE is especially suited to those applications where high-definition detail is absolutely essential. Designed for flat detector use and for more efficient workflow, images can be viewed after the exposure in a matter of seconds, fully processed. UNIQUE's design is based on customers' experience. With UNIQUE, images can be customized to the individual preference of the radiologist.



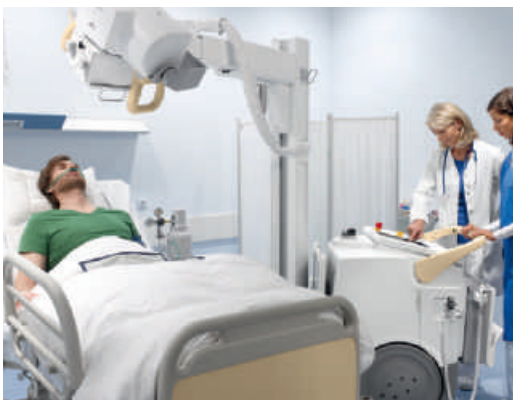
### UNIQUE key advantages

- Consistently high image quality
- Harmonized contrast
- Enhanced details
- Visually identical impression for DR and CR

With a robust 40 kW generator, the MobileDiagnost wDR delivers fast exposure times for challenging examinations, critical patients and pediatrics. The generator also boasts power for bariatric patients. Plus, being cable-free means there's no tripping over wires or extra cleaning. From set-up to exposure, staff and patients benefit from quick and comfortable procedures.

### Step 3: Processing, previewing and sending

The image can be reviewed on the Eleva screen in just a few seconds, received wirelessly and processed by the UNIQUE multi-resolution software. With the full screen mode available in just one click, you can easily verify the image. Once confirmed, the image is sent from the mobile unit to the hospital network wirelessly. This saves time as there's no cassette handling involved.



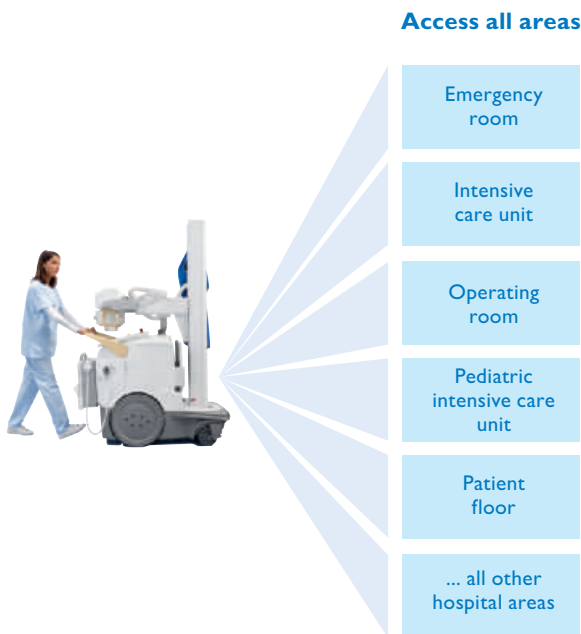
### Step 3

Review images within a few seconds on the intuitive Eleva user interface



## Access acute areas: save time while providing premium care

Different areas of the hospital have different needs and demands. No matter what the critical area, the MobileDiagnost wDR gets to where it's needed, aptly does the job, then moves on to the next task. This level of round-the-clock flexibility and performance assures you give your patients premium care and streamline your procedures – from the emergency and operating rooms to the patient's bed.



### Premium care, everywhere

#### In the emergency room

With time and floor space in short supply, the versatile MobileDiagnost wDR makes the time from entry to stabilization very short, moving in and around the clutter while making quick decisions and treatments possible.

#### In the operating room

The MobileDiagnost wDR saves the valuable time of medical personnel by providing swift, high quality images so surgical procedures are completed faster. This may result in a lower cost per surgery.

#### In the intensive care unit

With patients in critical, acute conditions, cohesive workflow is paramount. The MobileDiagnost wDR makes multiple examinations possible, providing faster access to results for physicians. This is crucial for the busier times of the day. During morning rounds, for example, the MobileDiagnost wDR allows staff to move quickly from patient to patient.

MobileDiagnost wDR packs all the advantages of a premium DR room into one flexible, mobile system for all the different areas of your hospital

### In the pediatric intensive care unit

With pediatric patients or even infants, there is an even more critical need to minimize the risk of infection and exposure to X-ray dose. The MobileDiagnost wDR provides a low X-ray dose thanks to its premium digital detector and built-in beam filtration. The extremely short exposure time settings and two focal points provide clear, virtually motion artifact-free images. Additionally, because the mobile unit is cable-free, there may be reduced risk of infection caused by detector cables dragging on the ground.

### At the patient's bed

With the MobileDiagnost wDR, there's no need to move immobile patients to an X-ray room. Therefore, exams are more comfortable and the risks involved with moving injured patients are reduced. The wireless portable detector and the detector holders allow the technologist to work around patients, further enhancing convenience.

### The wireless wonder

Philips wireless portable detector uses a secure point-to-point wireless connection to transfer data to the mobile system. Standard Wi-Fi technology connects the mobile system to the hospital network. With the Eleva workspot, you can retrieve patient data from the RIS and send images to your PACS or printer. Plus, the MobileDiagnost wDR offers standard DICOM network integration and is equipped with a firewall to block access to patient data and images.

### Accessories for more exam versatility

#### Philips detector holders

With Philips well designed detector accessories, procedures may be faster, easier and more patient-friendly. Wireless detector holders allow the technologist to work around the patient. Reach every patient body area and minimize your physical involvement with a moveable holder or bed holder.

#### Click-on fixed grids

Two click-on grids for portrait or landscape orientation are available for the wireless portable detector. They feature an advanced gridline-correction algorithm for excellent image quality. Carry your grid conveniently using the mobile unit's grid holder.



# Access the range: our premium digital radiography rooms

Featuring the superb benefits of the Philips DigitalDiagnost family, the MobileDiagnost wDR is your premium DR room to go. Check out the whole range of these innovative state-of-the-art digital imaging solutions. You can customize your room configuration according to your application needs, workflow and budget.

## Key benefits

- Scalable set-ups match your financial scope with your clinical needs
- Harmonized workflow across modalities with intuitive Eleva interface
- Outstanding digital images with UNIQUE image processing
- High-end, ergonomic components support time-saving workflow and higher turnover
- Fast, comfortable positioning with fixed and moveable vertical stands and flexible tables
- Stands and tables feature integrated wireless portable detectors for fixed and free exams

## Premium DR like no other

Single- or multi-detector set-ups including the wireless portable detector, the harmonized, easy to learn Eleva user interface and renowned UNIQUE image processing are some of the contributors to seamless digital radiography processes. From increased performance and flexible rooms right through to a cutting edge emergency set-up, technologists experience a fast and easy workflow, while radiologists enjoy outstanding digital images with our DigitalDiagnost DR rooms.

## Holistic healthcare

Philips continues to be a trendsetter in healthcare systems. Employing an evolutionary approach, we design systems that are people focused and future-proof – systems that are steps ahead so you and your patients benefit. The MobileDiagnost wDR shares its heritage and DR features with the market-leading DigitalDiagnost system from Philips, so you know you're truly getting a premium DR room to go. Now, it's time to get mobile, get wireless, and access all areas.

## Access service: long-term assistance you can rely on

For medical facilities, responsive and dependable service providers are essential. Philips offers SmartPath, a full lifecycle solution specifically designed around your organization, staff and patients. We're with you every step of the way, from planning and start up through peak usage and renewal.

### **A full lifecycle solution**

Our SmartPath lifecycle solutions are designed to offer you the resources, training and support you need, allowing you to focus on what's most important – your patients. Through every phase of your system ownership, we help you to maintain your environments and train your staff. That kind of assistance goes a long way to improving your hospital performance and increasing patient satisfaction.


### **Maximized system uptime**

Choose your customized service contract on the basis of your individual business and clinical needs. Our global network of skilled personnel and worldwide availability of spare parts helps maintain high uptime and supports you in delivering reliable imaging

services to your patients. Additional services like the Remote Desktop function seamlessly enhance your level of support. It allows our specialists to access your workstations via the highly secure Remote Service Network (RSN) and assist you directly on screen. Services which formerly required onsite visits, such as clinical application support, are now available via this remote connection.

### **Use our expertise**

By continuously studying workflow issues in key hospitals throughout the world, Philips has gained the knowledge to design practical solutions that address and solve everyday challenges. The MobileDiagnost wDR uses this philosophy providing benefits for professionals and patients alike.



**Philips Healthcare is part of  
Royal Philips Electronics**

**How to reach us**

[www.philips.com/healthcare](http://www.philips.com/healthcare)  
[healthcare@philips.com](mailto:healthcare@philips.com)

**Asia**

+49 7031 463 2254

**Europe, Middle East, Africa**

+49 7031 463 2254

**Latin America**

+55 11 2125 0744

**North America**

+1 425 487 7000

800 285 5585 (toll free, US only)

Please visit [www.philips.com/digital\\_radiography](http://www.philips.com/digital_radiography)



© 2011 Koninklijke Philips Electronics N.V.  
All rights are reserved.

Philips Healthcare reserves the right to make changes in specifications and/or to discontinue any product at any time without notice or obligation and will not be liable for any consequences resulting from the use of this publication.

Printed in The Netherlands.  
4522 962 76691 \* JUL 2011